

Year 4 Multiplication Table Check 2026

Parent/ Carer Information Guide



What is the Multiplication tables check?

The multiplication tables check (MTC) is statutory for all year 4 pupils.

The purpose of the MTC is to determine whether pupils can recall their times tables fluently, which is essential for future success in mathematics. It will help schools to identify pupils who have not yet mastered their times tables, so that additional support can be provided.

In 2026, schools must administer the MTC in the 2-week period between Monday 1 June and Friday 12 June 2026.

What will the check look like?


- The MTC is an online test.
- Children will complete the MTC on a tablet or laptop.
- The multiplication questions are randomly generated, so no test will be the same.
- All questions will be in the same format.
- On average, the test will last no longer than 5 minutes.

What will the check look like for my child?

The MTC will include 25 timed multiplication calculations, each worth one mark.

Your child will be able to answer 3 practice questions before taking the actual check. They will then have 6 seconds to answer each question.

The check will be presented as shown below:



What we are doing to support your child in school?

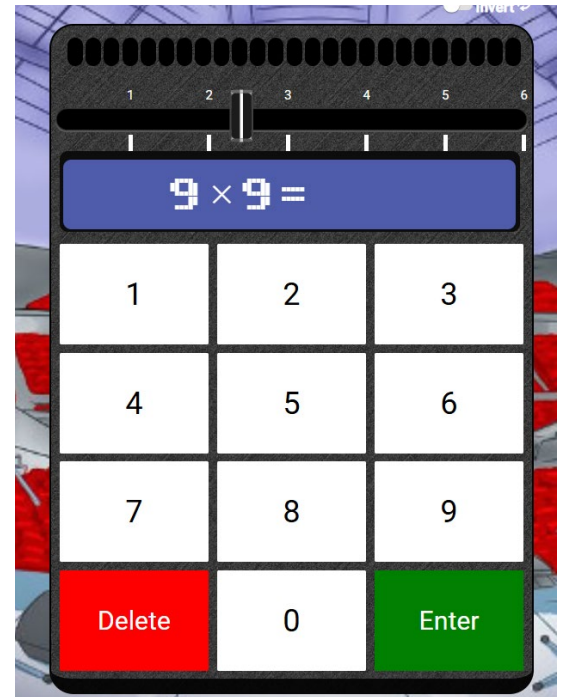
- Strong focus as always on multiplication tables.
- Daily work on multiplication facts.
- Tables are an embedded feature in maths home learning
- Children have ample opportunities to practise their tables.
- Children have access to TTRS and are encouraged to use the TTRS soundcheck, and they have every opportunity to practise their tables using the online system.
- Dedicated sessions in their weekly timetable to practice.
- Identified children have Times Table buddies.

What can you do at home?

- Practise tables by rote. Learn chants and songs that may help.
- At least 21 minutes of TTRS a week home – the Soundcheck option on here is in line with the MTC.

Encourage them to engage with battles/challenges set.

- Allow them to access the websites (see handout) we have provided to practise their tables recall on a weekly basis.
- Ask multiplication questions out of order as the test questions on the day will be random.
- Complete weekly home learning - ask teachers for more if needed.
- Class teachers will provide a TTRS heatmap which identify Times table facts they aren't yet secure with.



What if my child cannot access the check?

There are several access arrangements available for the check, which can be used to support pupils with specific needs. Your child's teacher will ensure that the access arrangements are appropriate for your child before they take the check in June.

The check has been designed to be inclusive and accessible to as many children as possible, including those with special educational needs or disability (SEND) or English as an additional language (EAL).

However, there may be some circumstances in which it will not be appropriate for a pupil to take the check, even when using suitable access arrangements.

How will the data be used?

Children will not 'pass' or 'fail' the check; it will provide a snapshot of how fluent they are with multiplication facts up to 12 x 12.

Following the check, the performance data will be published.

The data from the check will be used at school level to identify pupils who may need additional support and intervention in securing their multiplication facts in Upper Key Stage 2 (Year 5 and Year 6).

How will the results be reported?

Children will receive a score out of 25.

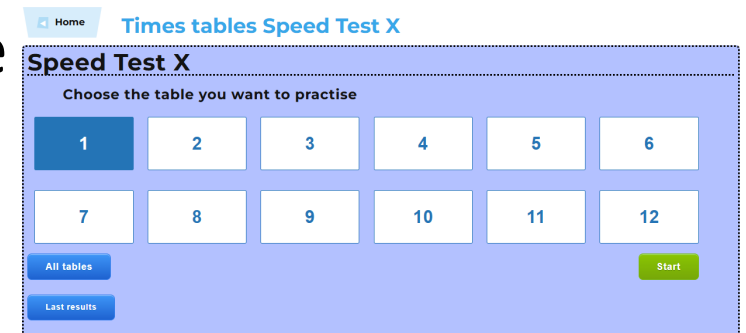
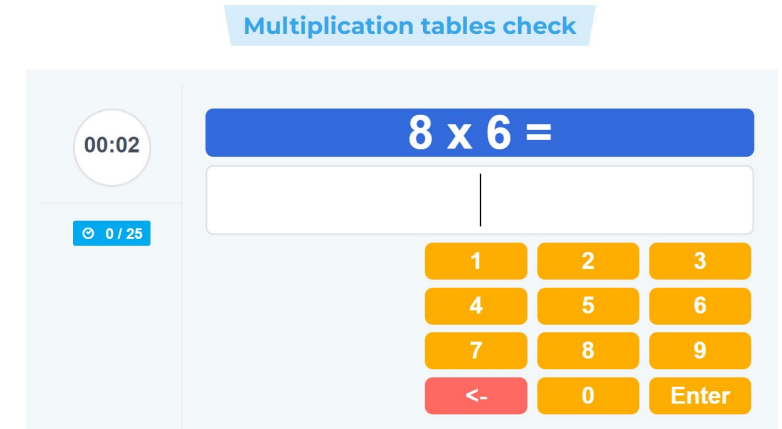
Schools will be able to view pupil results. The school will report individual results to parents or carers as part of end of our end of year report arrangements.

Top Tips

- Dedicate regularly time for times tables practise so it becomes part of your routine- only needs a few minutes at a time.
- Complete any times tables homework sent by the teachers – including TTRS battles/challenges.
- Play times tables games online to help support inputting answers in to a given format – there are a variety of websites:
- <https://mathsframe.co.uk/en/resources/resource/477/Multiplication-Tables-Check>
- <https://www.timestables.co.uk/multiplication-tables-check/>
- <https://www.topmarks.co.uk/maths-games/daily10>

Top Tips

- Warm Up- counting in 2,3 4 or 7 etc.
- Don't press enter after inputting the answer- allow the 6 seconds to check the answer/be ready for the next question. It will automatically save the answer after the 6 seconds.
- Press 'Show results' at the end to identify any times tables that are a problem.
- **Most of the time it is 7,8,9, 11 x 11, 11 x 12 and 12 x 12**
- Practise then use 'Speed Test' of that times table until score is 11/11.



Further Information

Full information about the MTC and what it involves can be found by clicking here:

[DfE MTC Information for Parents and Carers](#)



Any Questions?

