



HOOK JUNIOR
SCHOOL

INSPIRE • LEARN • ACHIEVE

Senior Leadership Team



Miss Powell
Headteacher



Mrs Bailey
Deputy
Headteacher



Mr McLaren
Assistant
Headteacher
and Upper
Phase
Leader



Miss Stewart
Assistant
Headteacher
and Lower
Phase
Leader



Miss Carne
SENDCo &
Inclusion



Mr Grant
Business
Manager

Year 3 Team



Miss Haresign
Year 3 Teacher
and Year 3 Team
Leader
3FH



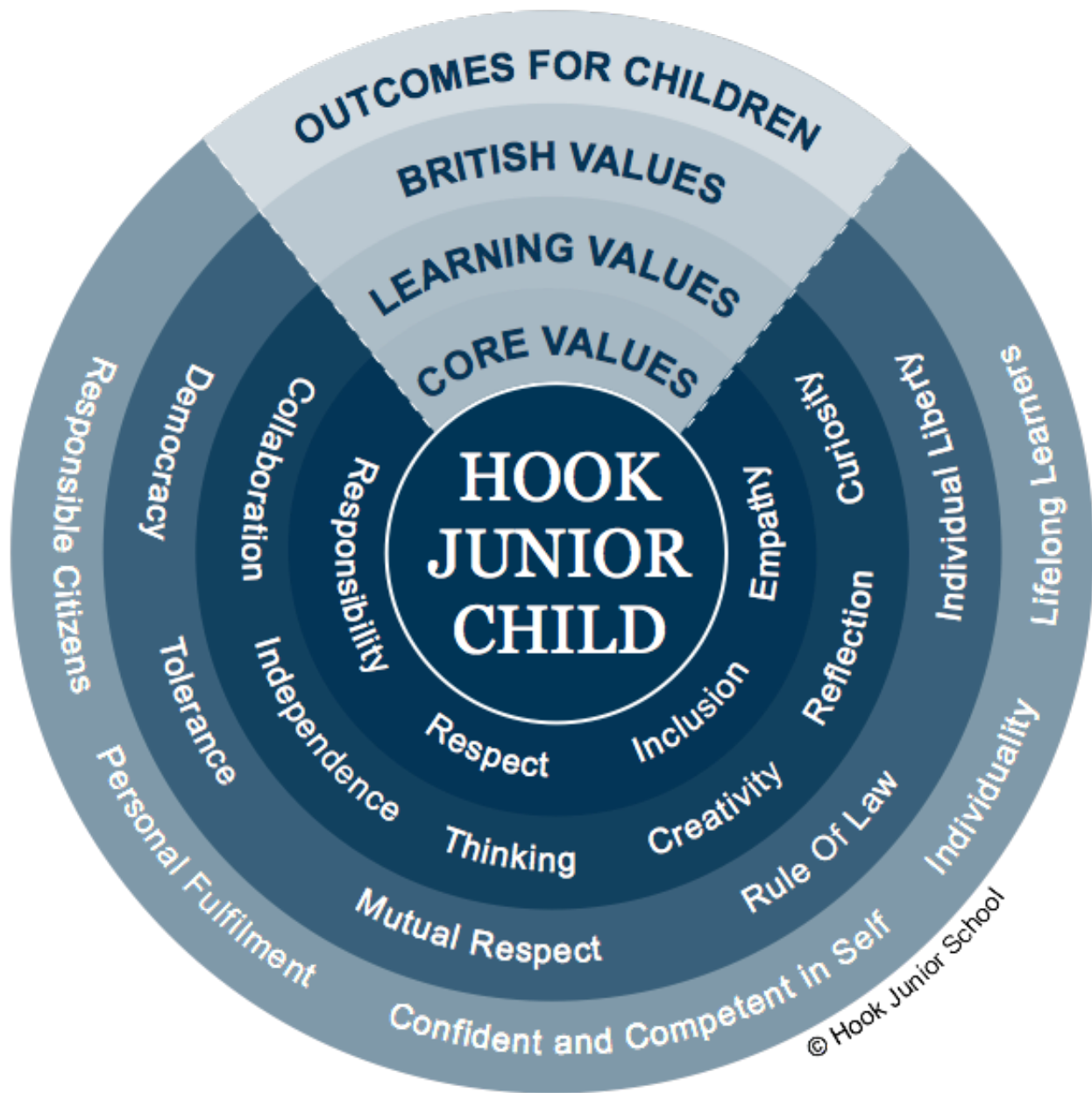
Ms Sharman
Year 3 Teacher
3AS





Mrs Roberts
Year 3 Teacher
3HR



Miss Rutherford
Year 3 Teacher
3BR




Autumn Term Curriculum



Trips planned for Y3

- Local area study around the village
- Church visit
- Neasden Temple visit
- Butser Ancient Farm
- London River Cruise



Summer Learning

There will be some recommended summer learning in a pack that you will receive:

- **Regular reading – to be recorded in reading records**
- **Recommended reading – booklists / topic book lists**
- Revision of 2x, 5x and 10x times tables
- Revision of number bonds to 20
- Pre-teach of key vocabulary for the curriculum

Places you could visit

- Explore the local area of Hook and go on a scavenger hunt
- The National Trust, Geocaching
- Stonehenge
- RHS gardens Wisley, Surrey
- Royal Botanic Gardens, Kew, London
- Visiting a church and Mandir Hindu temple
- Swimming (by the end of KS2 children should be able to swim 25m)
- Farnham Maltings Museum (link to our unit on Stone Age in Autumn 2)

Independence, Resilience & Confidence

- Carry and be responsible for own equipment
- Go around to a friends house or stay away with relatives
- Use cutlery properly
- Tie own shoe laces
- Tie/ clip on own tie
- Set routines for daily reading
- Learn to ride a bike
- Learn to swim



Reading



- Assessment
- RWI Phonics
- Master Readers
- Book Bands
- Importance of reading at home

Reading

Phonics Assessment

Pupil Date

Tick: Entry Level Assessment / Term 1 / Term 2 / Term 3

Unit 1

Single Letters

s a t p i n m d o g c k e u
r h b f l j v w z y x Total: /25

Digraphs and Trigraphs

ch ee ar sh ng oa ai or igh ear ou
ur oi air qu ew oo oo th th Total: /20

Oral Blending:

c-a-t h-e-n d-o-g b-i-n b-u-g Total: /5

Words Containing Single Letters

3 Phoneme Pseudo Words 3 Phoneme Real Words
mip san ket gub not but had big Total: /8

Words Containing Digraphs

3 Phoneme Pseudo Words 3 Phoneme Real Words
ruch zoit veng yurk with look seem shut Total: /8

Unit 2

4 Phoneme Pseudo Words

kest plud speet frain broud chont clorm sturl Total: /8

Unit 3

Alternative Digraphs: ea ay ie ue ow ow Total: /6

Units 4-9

Split Digraphs: a_e i_e e_e o_e u_e Total: /5

Words Containing Alternative & Split Digraphs

kie fleab dray smafe flime snoke zuke sheak Total: /8



Read Write Inc.
Phonics

Entry Assessment

Read Write Inc.
Phonics

Set 3 Sounds Starter Group

ay ee igh ow oo oo ar
or air ir ou oy



lay steep light snow part
horn fair mouse joy

Fluency passage



blay noom dight fi
porg gouf lirr



Read Write Inc. Comprehension Group

The first thing he saw was a patch of soft white light, glowing against the deep blue of the sky. And from it, a strange creature danced up to him on delicate hooves, tossing its head to show off the long pointed horn which grew from its forehead.

Ben had read about unicorns in books, of course. And this one was beautiful! But his family was hungry, and he was in a desperate situation. He stared into the unicorn's large violet eyes...

No. It was impossible to shoot.

And then the unicorn spoke.

"Thank you for sparing my life. I am grateful. I will reward you with a gift – the gift of one wish!"



smafe vean flime
spuat durf jire plu

- 12
- 22
- 32
- 42
- 48
- 57
- 67
- 77
- 82
- 88
- 93
- 104
- 114

Reading

Learning Individual sounds and building words
Ditty Stage - reading a few words together
Green Stage
Purple Stage
Pink Stage
Orange Stage
Yellow Stage
Blue Stage
Grey Stage

Year group	Age	Big Cat Band: Level	Book Band
Reception / P1	4–5 years old	0: Lilac	Lilac
		1A: Pink A	Pink
		1B: Pink B	
		2A: Red A	Red
		2B: Red B	
3: Yellow	Yellow		
Year 1 / P2	5–6 years old	4: Blue	Blue
		5: Green	Green
		6: Orange	Orange
		7: Turquoise	Turquoise
Year 2 / P3	6–7 years old	8: Purple	Purple
		9: Gold	Gold
		10: White	White
		10+: White Plus	
		11: Lime	Lime
11+: Lime Plus			
Year 3 / P4	7–8 years old	12: Copper	Brown
		13: Topaz	
Year 4 / P5	8–9 years old	14: Ruby	Grey
		15: Emerald	
Year 5 / P6	9–10 years old	16: Sapphire	Dark Blue
		17: Diamond	Dark Red
Year 6+ / P7+	10+ years old	18: Pearl	Black

Reading



MONDAY

Whole class shared reading of chosen text

TUESDAY

Book Club

WEDNESDAY & THURSDAY

Visual Starter
Comprehension Questions

FRIDAY

Review

SUMMARISE MAIN IDEAS

Was there a problem? What did this lead to?
What's the main idea?
Where did the story take place?
Keep to the facts ... what did you actually read?
First ... then ... next ... last.



EXPLAIN THE MEANING OF WORDS IN CONTEXT

Are there any words or sentences I don't understand?
Are there any prefixes or suffixes which help?
What root words can help?
Have you read about anything similar?
Have you seen anything similar?
Is there anything we can learn?



PREDICT WHAT MIGHT HAPPEN

I know ...
I wonder if ...
I imagine ...
I predict ...
I think ...



ASK QUESTIONS TO IMPROVE UNDERSTANDING

What clues does the author or illustrator give?
How does the character feel when ...?
Ask questions about the chapter?
Why did the character ...?
When ...? Where ...? Who ...?
What if ...? Where ...?



Reading

A student who reads
20:00
minutes per day will be
exposed to
1.8 MILLION
words per year
and is more likely to score in
the
90th PERCENTILE
on standardized tests.

A student who reads
5:00
minutes per day
will be exposed to
282,000
words per year
and is more likely to score
in the
50th PERCENTILE
on standardized tests

A student who reads
1:00
minutes per day
will be exposed to
8,000
words per year
and is more likely to score
in the
10th PERCENTILE
on standardized tests

National
Literacy
Trust

Change your story

**Children and young people who read in
their free time said it helps them:**

56.6%
to relax

41.0%
feel happy

50.9%
learn new things

32.8%
understand the
views of others...

32.8%
...and about
other cultures

26.0%
to be confident

The more that you
READ,
the more things
you will know.
The more that you
LEARN,
the more **PLACES**
you'll **GO**
--Dr. Seuss

Attendance



"I hate arriving in to class when everyone else is sat down and ready – it's embarrassing."



"I don't like arriving in a rush – it makes me sad to start the day in a rush."

"When the gates are locked, I have to go through the office. They ask me why I am late. It's embarrassing when I don't have a reason."



Kay Doughty – Attendance and Pastoral Officer

Parents / Carers are responsible for:

- Making sure their child attends school every day on time
- Call / Email the school to report their child's absence before 9:00 am on the first day of the absence and each subsequent day of absence
- Ensuring that, where possible, appointments for their child are made outside of the school day
- Only request a leave of absence if it is for an exceptional circumstance.
- We do not authorise absence for school holidays in term time.
- Children arriving after 8:46 am are marked as late – this mark shows them to be on site, but is legally recorded as an absence.
- Penalty notices will be issued for unauthorised holidays, absence or lateness that fit the criteria set out in our policy.

Attendance Ladder

How close is your child to 100%?

0 days off school

100%

Perfection

Equates to 2 days off school each year

99%

Excellent

Equates to 5 days off school each year

97%

Good

Equates to 10 days off school each year

95%

Slight Concern

Equates to 20 days off school each year

90%

Concerned

Equates to 30 days off school each year

85%

Very Concerned

SEND

- Transition Meetings
- Observations in current school
- Additional transition
- Please contact us if you have any concerns about your child.

Pastoral Support

- ELSA
- Mentoring
- Managing Emotions Groups
- Friendship Groups
- Lego Therapy
- Early Morning Groups – soft start
- Therapy Dog
- Art Therapy

Two-way Communication

- Seesaw – online learning / remote learning platform; communication with the class teacher
- End of the day on the playground
- ParentMail – messages and forms
- Book an appointment
- Speak to or email the office staff to pass on a message
- Learning Consultations (October and February)
- Written Report (July)
- School Facebook / Twitter page (@hookjunior)
- Weekly school newsletter by email

Online Payments

- Online payments can be made for many school services including dinners, clubs run by the Junior School, contributions to trips and activities
- Register for the online payment service at the start of the year
- Payments should be made with the app on your mobile device, or via the ScoPay website
- You should pay for school lunches online and in advance; a school meal costs £2.80
- Please remember that we do not offer a credit service; lunches must be paid for in advance
- School lunch debts over £20 will result in your child's school lunch being suspended and you will be required to send your child to school with a packed lunch.
- Your child may qualify for free school lunches; find out more [via the School Meals page on our website](#)

Medical

- You must share all medical needs, concerns and relevant history with the school
- You must grant permission for us to administer medication in school by completing a form
- Our staff are first aid trained and will administer first aid to all children as required
- If your child has a care plan this will be followed in partnership with parents and health professionals

Uniform

- White formal long sleeve shirt or white formal short sleeve shirt
- A school tie is compulsory for all children and must feature the appropriate [House colour](#)
- Grey school trousers or grey school skirt or grey school pinafore or grey school shorts
- Black, grey or white socks or grey tights
- Black formal school shoes
- Children choosing to wear a jumper, cardigan or blazer must wear an item that bears the Hook Junior School logo.

Uniform - PE Kit

- White short sleeve polo shirt bearing the Hook Junior School logo in the appropriate House colour
- Navy shorts or skort bearing the Hook Junior School logo
- White sports socks
- Trainers (black, grey, navy or white)
- Children come into school wearing their P.E kit.
- All children are required to wear an appropriate combination of the upper body and lower body PE kit
- An optional navy tracksuit, formed of navy top and bottoms, each bearing the Hook Junior School logo may be worn for some outside activities during the winter months.
- Children are not permitted to wear Year 2 hoodies as part of PE kit.

Extra Curricular Activities

- A number of extra curricular activities run throughout the school year
- They change term on term
- Details of all extra curricular activities are published on our website.
- You will be invited to apply for school-run, teacher-led extra curricular activities
- Peripatetic music tuition is offered by independent music teachers
- For clubs facilitated by third parties, contact the club facilitator directly to enquire and book
- Koosa Kids offer wrap around childcare at Hook Infant School

Collecting Key Information

- **It is essential we hold the correct information about you and your child**
- You will be invited to provide us with comprehensive and current information relating to your child
- This will enable us to fully care for your child whilst they attend
- You must provide key contacts (three), medical needs, dietary needs and more
- You will provide this to us via the Arbor parent portal
- You must provide us with this information by the start of the new school term
- You will be reminded to provide the required information if we have not received it by this time

Year 3 Team



Miss Haresign
Year 3 Teacher
and Year 3 Team
Leader
3FH



Ms Sharman
Year 3 Teacher
3AS



Mrs Roberts
Year 3 Teacher
3HR



Miss Rutherford
Year 3 Teacher
3BR

Daily timetable

Time	Lesson
8:30 - 8:40	Early morning work: handwriting and spelling practice, mental maths practice, 1:1 reading, responding to feedback.
8:45	Registration; children arriving from 8:46 will be marked as late
8:45 - 9:15	Guided Reading
9:15 - 10:15	English
10:15 - 10:30	Assembly
10:30 - 10:45	Break time
10.45 - 11:50	Maths
11:50 - 12:10	New spellings/dictation, 1:1 reading, times tables and taught spelling lessons.
12:10 - 1:00	Lunch
1:00 - 1:15	Quiet reading, teachers listen to children individually, library time once a week.
1:15 - 3:05	Curriculum - (Science, Art, DT, PSHE, RE, Computing, Music, PE, History, Geography, French)
3:10 - 3:20	Class story

Equipment

- Children will need to bring a ruck sack (not too big) into school, this will go in their locker. You can purchase an optional Hook Junior School rucksack.
- They will need to bring a water bottle and a fruit or vegetable snack.
- All stationery is provided by the school, children must not bring pencil cases.
- Children will need to bring in their reading book, reading record, maths home learning and spelling book in their bag each day.



Developing Independence

Daily routines	<p>8:30 - 8:38 children make their way into the classroom independently and settle down to early morning work.</p> <p>Register is taken at 8:45 and beyond this time children are marked as late.</p> <p>Daily timetable displayed in the classroom</p>
Organisation	<p>Ruck sack (not too big!)</p> <p>Water bottle and healthy snack of fruit or vegetables</p> <p>All stationery provided by the school</p> <p>PE kit (Children will arrive wearing this on their PE days)</p> <p>Reading and library book, reading record and maths home learning book</p>
Home learning	<p>Weekly spellings and maths home learning once a week.</p> <p>Daily reading to an adult at home. Reading stage books can be changed on a daily basis.</p> <p>Times tables practice three times a week.</p>



Access from the Community Centre Car Park



Access from Hartlett's Park



Access from Mitchell's Field onto the main playground



Proceed to the rear of the playground up the ramp to the scooter racks.



For children in 3HR, please wait outside the Music room.



For children in 3FH, 3BR and 3AS, continue along the footpath to the grassy area outside the year 3 classrooms (we will highlight this to you on your tour).

Collection from the back of the Year 3 classrooms until Friday 12th September

First 2 days...

- Stay positive
- Say goodbye to your child at the gate
- Children to walk through the gate independently (with friends)
- Teacher and other adults will meet children on the playground at 8.25am
- Children will line up and enter the classroom together at 8.30am